


Natural SANDSTONE



WALL CLADDING

Small Pieces of natural rock epoxy glued together to make a panel.

CODE	DESCRIPTION	SIZES
	<u>CLIFF FINISH</u>	
14F	Yellow Limestone	610x152x35
18F	Black Slate	
24F	Picture Stone	
CNR	Corner Set	600(Face)x300(Return)
	<u>*NEW* CLIFF FINISH</u>	
47F	Silver Choc Mica	610x152x35
40N	White Mica	
42N	Black Mica	
	<u>NATURAL FINISH</u>	
14N	Yellow Limestone	610x152x50
18N	Black Slate	
24N	Picture Stone	
CNR	Corner Set	600(Face)x300(Return)
	<u>CHISEL FINISH</u>	
14C	Beige/Yellow Limestone	610x152x35
CNR	Corner Set	600(Face)x300(Return)

PANELS PER m²:

10.76 panels per m²


QTY PER PALLET:

Natural Finish - 8.36m² - 11.15m² per pallet, 3-4 pieces per box

Cliff Finish - 13.94m² per pallet, 5 pieces per box

Chisel Finish - 13.94m² per pallet, 5 pieces per box

Natural SANDSTONE



RANDOM STONE (CrazyPave on Matting)


Irregular size flat pieces of stone glued to nylon mat

CODE	DESCRIPTION	SIZES
RJ0301	Beige/Yellow Limestone	12mm
RJ0302	Black Limestone	12mm
RJ0303	Green Limestone	12mm
RJ0310	Picture Stone	12mm

STONE MAT PER m²: 4 Mats per m2

INSTALLATION: Mats laid on concrete/timber substrate using tile adhesive
Grout: Sand/Cement through to coloured epoxy grout.
Use grout release on stone before using epoxy grout.
Suitable for vertical or horizontal application.

Natural SANDSTONE



SANDSTONE CLADDING

Natural Sandstone pieces for wall cladding.

CODE	DESCRIPTION	SIZES
65-DRWF400	Drifting	400x250
65-MTWF400	Mint	
65-DRWFR	Drifting - Random	Modular


PIECES PER m²:

10 Pieces per m² (400x250 size only)
Random (Modular) sold only per m²

INSTALLATION:

Mats laid on concrete/timber substrate using tile adhesive
Grout: Sand/Cement through to coloured epoxy grout.
Use grout release on stone before using epoxy grout.

Natural SANDSTONE



TRAVERTINE CLADDING


Natural Travertine pieces for Wall Cladding

CODE	DESCRIPTION	SIZES
	Rock Cladding - Almond Cream - Almond Blend	450x150x12mm
	Split Cladding - Almond Cream - Almond Blend	450x70x12mm

PIECES PER m²: Rock - 14.81per m2
Split - 31.75 per m2

INSTALLATION: Pieces laid on concrete/timber substrate using tile adhesive
Grout: Sand/Cement through to coloured epoxy grout.
Use grout release on stone before using epoxy grout.
Suitable for vertical or horizontal application.

Natural TRAVERTINE



Supplies

COLOUR	FINISH	SIZE	QTY m2
RANDOM NATURAL			
PROVINCIAL CREAM	Tumbled	150x150x10mm	44.4
	Tumbled	400x400x12mm	6.25
	Honed & Unfilled	400x400x12mm	6.25
	Honed & Filled	610x610x12mm	2.69
	Tumbled French Pattern	4 sizes	n/a
	Honed & Unfilled	Random Length Slabs x 600 Deep x32mm	
MOCCA	Tumbled	150x150x10mm	44.4
	Tumbled	400x400x12mm	6.25
KIMBERLEY	Honed & Filled	406x406x12mm	6.07
	Tumbled	500x500x15mm	6.07
	Tumbled French Pattern	4 sizes	n/a
KIMBERLEY BULLNOSE	FULL - Honed & Unfilled	500x300x32mm	2 per lin m
	STAIRNOSE - Honed & Unfilled	500x300x15 (30)mm	2 per lin m

Textures & Profiles Available

- Honed & Filled
- Honed & Unfilled
- Tumbled

Almond Cream

Almond Blend

Kimberley

Provincial Cream

Mocca